

Atropos



Atropos © Copyright 2003-2019 James C. Ianni.

All Rights Reserved.

License Statement

This software is protected by both United States Copyright Law and International Treaty provisions. Therefore, all conditions pertaining to other publications also apply to this software, with the following exceptions. The licensee of this software may make archival copies of this software for the sole purpose of backing up this software and protecting the licensee's investment from loss.

If the user of an educational institution uses the software regularly, then that user is required to register directly with the owner of the Copyright, James C. Ianni. Registration includes a free update to the latest version of the software, free support (through E-mail) for one month or more (the extension of the time depends on the author). Unregistered users do not get any support. Industrial/commercial users must contact the appropriate sales office of the companies listed in the Registration section of this document. Industrial/commercial/governmental entities must register following the guideline in the Registration section described in this document.

Warranty

James C. Ianni specifically disclaims all warranties, expressed or implied, including but not limited to implied warranties of merchantability and fitness for a particular purpose, and the program license granted herein in particular and without limiting operation of the program license with respect to any particular application, use or purpose. In no event shall James C. Ianni or employees or agents of James C. Ianni be liable for any loss of profit or any other commercial damage, including, but not limited to, special, incidental, consequential or other damages. You assume the entire risk as to the results and performance of the program. By running the program you, agree to the terms above.

Table of Contents

1. INTRODUCTION.....	2
2. THE PROGRAM	3
CHEMICAL MECHANISM REDUCTION AND PERFORMING PCA ON THE NSC MATRIX FILES.....	3
RUNNING ATROPOS FROM COMMAND LINE	3
RUNNING ATROPOS WITHIN THE EXCEL INTERFACE.....	3
SAMPLE FORMALDEHYDE OXIDATION EXAMPLE	4
REDUCTION OF THE ETHANOL COMBUSTION MODEL	4
INTRINSIC LOW DIMENSIONAL MANIFOLD ANALYSIS	8
ATROPOS SWITCHES	9
3. ADVANCED ANALYSIS.....	10
NUMERICAL TECHNIQUES	10
MECHANISM REDUCTION AND THE "-SAFE" SWITCH.....	10
OVERALL SENSITIVITY COEFFICIENTS : B_R	10
FASTSTART	12
ERRORS AND WARNINGS	13
CITATION	15
REFERENCES.....	16
REGISTRATION	17
ATROPOS VERSION 1.40 REGISTRATION.....	17
INDUSTRIAL REGISTRATION.....	17

1. Introduction

Atropos - Of the three Greek Fates that spun, measured and cut the yarn of life, Atropos held the shears that determined the final yarn length.

The Atropos software addition to Kintecus allows one to accurately "cut" reactions out of larger systems that have no bearing on the results. It also allows one to examine and **rank** the important to the least important reactions. This is accomplished through a sophisticated principle component analysis (PCA) [1] enacted on the Normalized Sensitivity Coefficients (NSC) files outputted by Kintecus. If your chemical mechanism is already in Kintecus, then this analysis **is easily performed in two steps**. You should NOT be using just the NSC's to justify your mechanism[1]. This can sometimes lead to incorrect results!

Why is this important ?

- It is becoming extremely important for those submitting large reaction mechanisms to journals whose referees claim your large mechanism is superfluous and/or redundant. One must back up such large chemical mechanisms with solid objective numeric proof.
- Expanding your chemical mechanism model into 1D, 2D or 3D models can require an immense amount of computational power and/or time. This is primarily due to the very slow solution finding to the large ODE systems of the large chemical models present in each micro iteration of the larger 2D/3D transport model. Using a smaller, reduced chemical mechanism can dramatically decrease those computational times while not losing the chemical accuracy of the previous larger chemical model.
- It is becoming much more complicated to understand larger and larger chemical kinetic reactions models. Using Atropos will not only eliminate superfluous and/or redundant chemical steps, but it will rank which chemical steps are most important to the least important.
- Allow for easier intrinsic low dimensional manifold (ILDm) creation. Reducing a chemical mechanism will alter its manifold allowing for an easier way of determining an ILDM.

2. The Program

Chemical Mechanism Reduction and Performing PCA on the NSC matrix files

Running Atropos from Command Line

On the Windows Start button select RUN, type "command" and press the <ENTER> key. You will be in a command prompt. Change to the directory where you uncompressed/installed the Atropos files (ie. `cd c:\Atropos` or `cd c:\program files\Atropos`). You can see what is in the directory by typing, "dir /p". You can run Atropos as:

"Atropos (any switches you may want to use)", or if you wish to capture the on-screen information type:

"Atropos (any switches you may want to use) > view.txt".

This will output any errors, warnings and information to the file view.txt, which can be viewed with any text editor or word processor.

If you have Microsoft's Excel you can load and edit one of the following xls worksheets that contain **Visual Basic code for easy running, editing and plotting** of Atropos runs: `Atropos_workbook.xls`, Please note if **you do not** have a **Atropos key**, after clicking the RUN button, you will have to **press the <ENTER> key three times** to continue the run.

Running Atropos within the Excel Interface

Atropos requires at least several Normalized Sensitivity Coefficient matrices to be stored somewhere on your hard disk (such as "C:\kintecus" or "C:\program files\kintecus"). The kinetics program Kintecus will automatically generate these matrix files. Refer to the Kintecus documentation under the Kintecus FASTSTART section to see how easily this is accomplished.

First, load the *blank* Excel **Atropos_workbook.xls**. Be sure to type `-PREF:"C:\program files\kintecus\sensit"` OR `-PREF:"C:\kintecus\sensit"` under the Atropos Switches cell (the -PREF switch should point to the directory containing your normalized sensitivity coefficient analysis files created by the Kintecus software and the prefix filename which is usually "sensit"). In Excel, click on the "model" worksheet tab located at the bottom. Copy your chemical kinetic reaction model into that Excel

worksheet named "model" . Click the RUN button. Click "YES" to see Atropos results. A new reduced chemical kinetic model should have automatically been loaded into Excel into a Worksheet named "newmodel". The new reduced chemical kinetic model will have the unimportant reactions commented out with a prefixed "##" and the entire reaction line will be highlighted yellow. You might wish to examine the output from Atropos as it contains various important principle components, eigenvalues, eigenvectors and overall normalized sensitivity coefficients about your system that is extremely useful in chemical mechanism elucidation. For a full explanation on all those very important quantities refer to the main paper[1] or examine a recent paper[3] that explicitly uses most of these values to verify a medium sized biochemical model on the free-radical mechanism of peroxy nitrite decomposition.

Sample Formaldehyde Oxidation Example

Included with the Atropos package is the sample Excel Spreadsheet, "Atropos_Reduced_Formaldehyde.xls" containing a final reduced model of the formaldehyde oxidation mechanism[2] that is very similar¹ to the results obtained by Vajda, Valko and Turanyi[1]. Also, a sample Kintecus Excel sheet containing the longer formaldehyde mechanism is also included (Formaldehyde_oxidation.xls) and it is left to the user to copy the newmodel worksheet from "Atropos_Reduced_Formaldehyde.xls" to the model worksheet in "Formaldehyde_oxidation.xls" and see if the concentration results from the reduced mechanism do not change from the larger chemical kinetic mechanism concentration results.

Reduction of the Ethanol Combustion Model

Kintecus comes with a medium sized chemical reaction model that involves the combustion of ethanol. The original model[4] includes some 380 reversible reactions. The sample Atropos Excel spreadsheet, "Atropos_ethanol_reduction.xls" contains the reduced ethanol combustion model of around 230 reactions! This reduced, smaller ethanol combustion model was pasted into the "model" worksheet in the Kintecus ethanol combustion Excel workbook (see the "Ethanol_combustion_reduction.xls"). Running this reduced model yields the same concentration profile and temperature profile (see Figures 1-4 below). An important note is that a safe value of 0.001 (just enter "-safe:0.001" on the Atropos switch/command line) was required to get a good enough accurate model. Using the default safe value of 0.5 eliminated too many reactions yielding a not-so-good final (but much, much smaller reaction kernel) ethanol combustion model.

¹ The results are not in perfect agreement due to two reasons: 1) [M] in Kintecus is treated as a variable (sum of all gaseous products at time t) while [M] was treated as a constant in [1] 2) The NSC's are derived from the longer more exact indirect method, while [1] implemented a different non-indirect method.

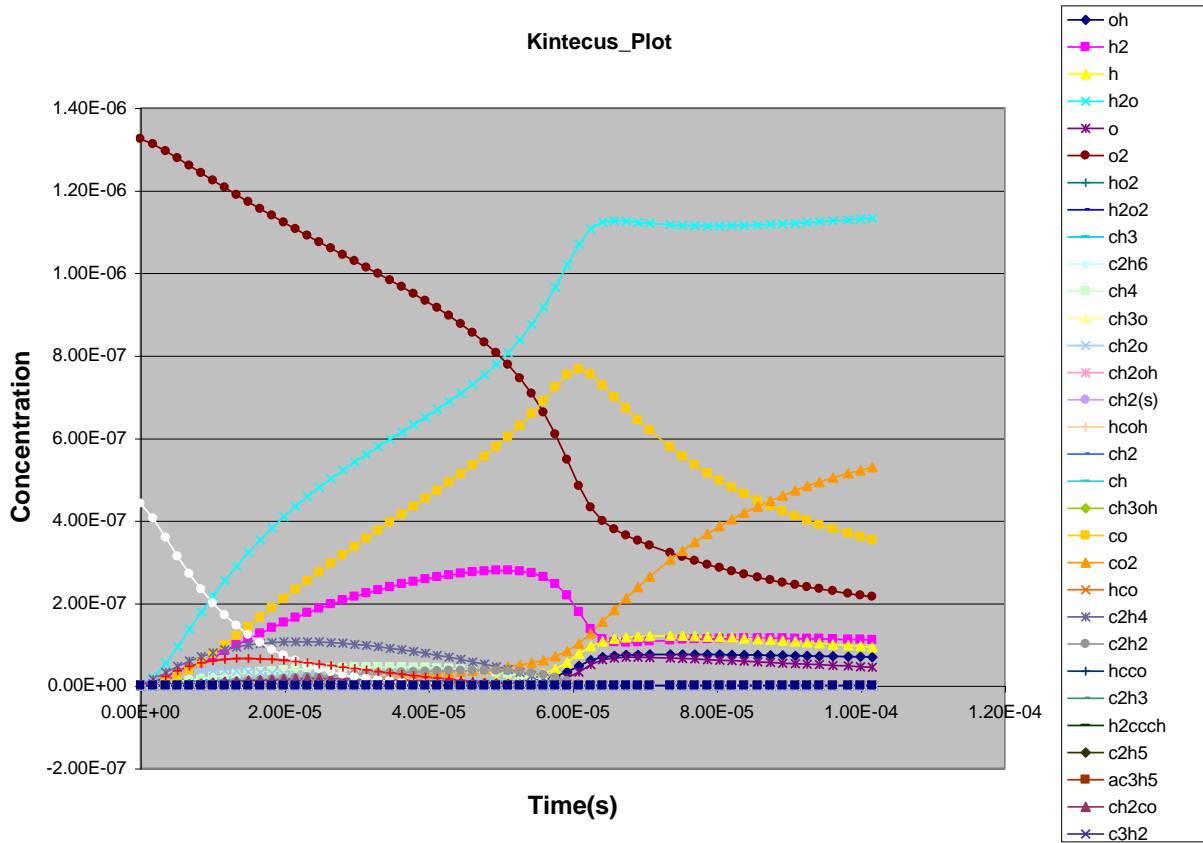


Figure 1. The results from the [original](#) ethanol combustion model[4]. The original model contains [some 400 reactions](#) and requires [43 seconds](#) to run on a 866 Mhz Pentium III.

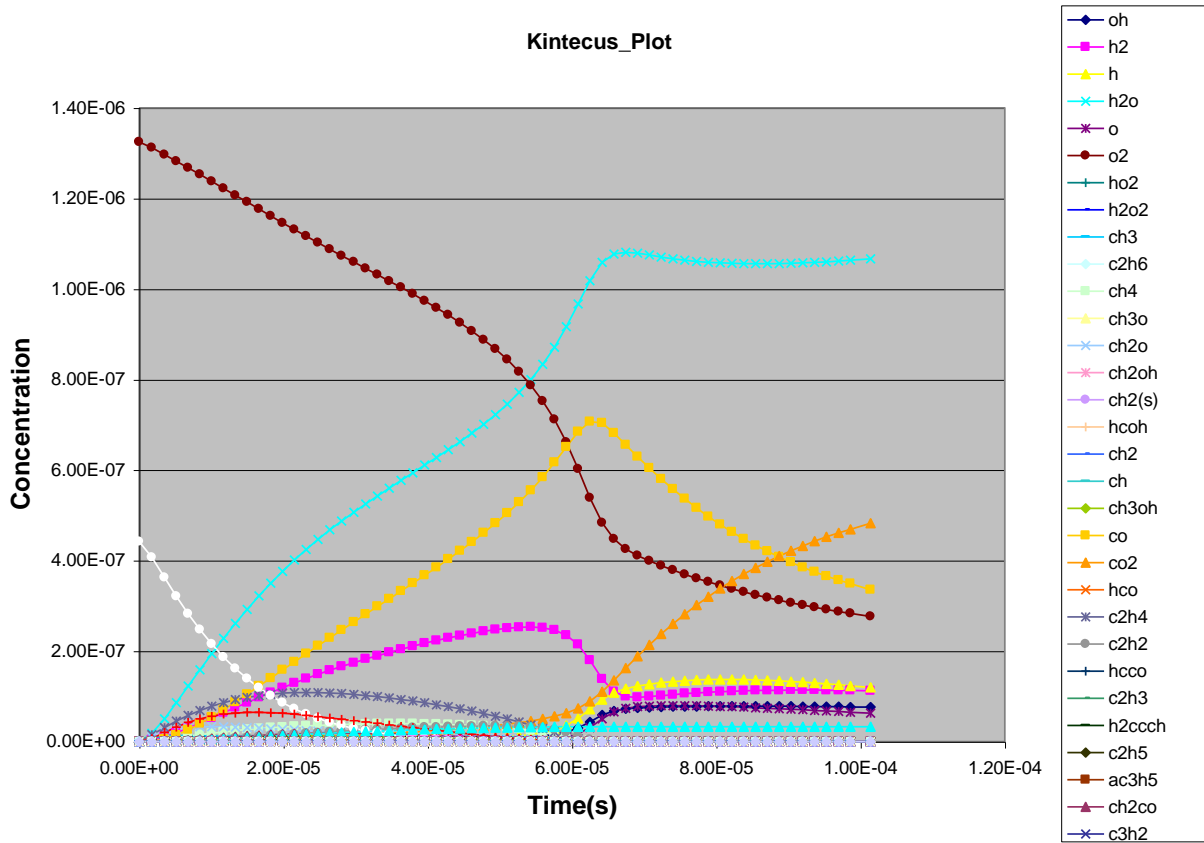


Figure 2. The results from the **reduced** ethanol combustion model[4] (using a safe value of 0.001).. This reduced model contains **some 235 reactions** and **requires only 8 seconds** to run on a 866 Mhz Pentium III.

Kintecus_Temperature_Plot

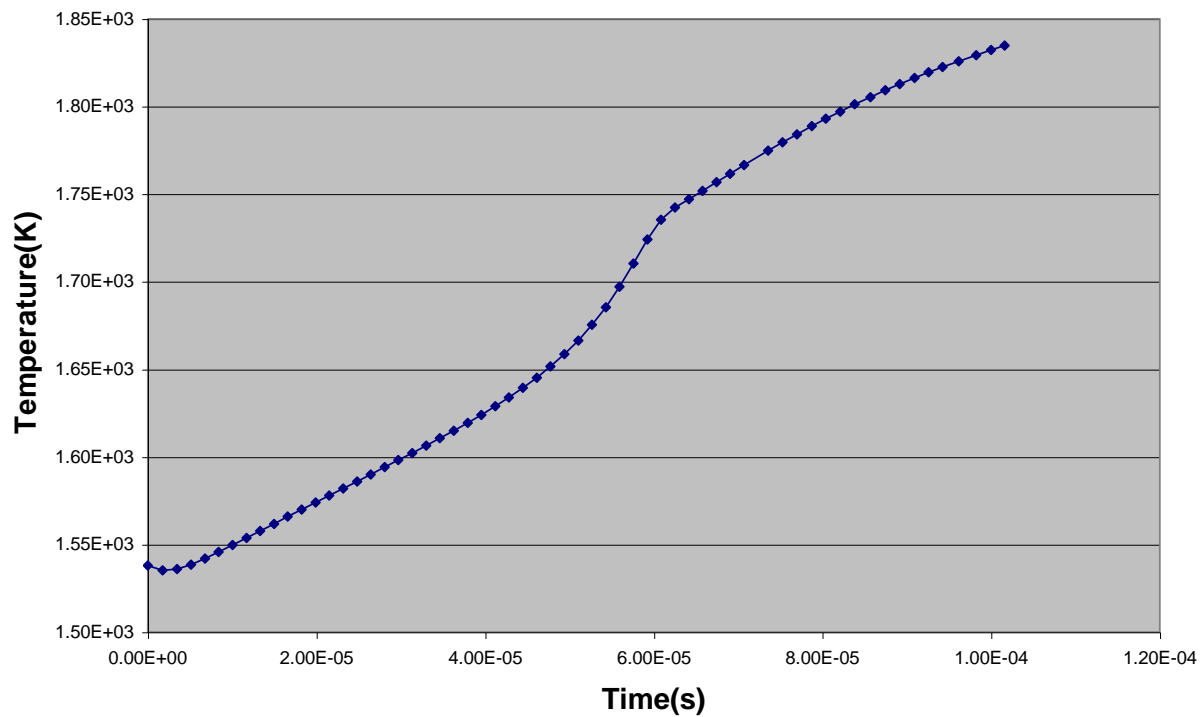


Figure 3. The temperature results from the [original](#) ethanol combustion model[4]. The original model contains [some 400 reactions](#) and requires [43 seconds](#) to run on a 866 Mhz Pentium III.

Kintecus_Temperature_Plot

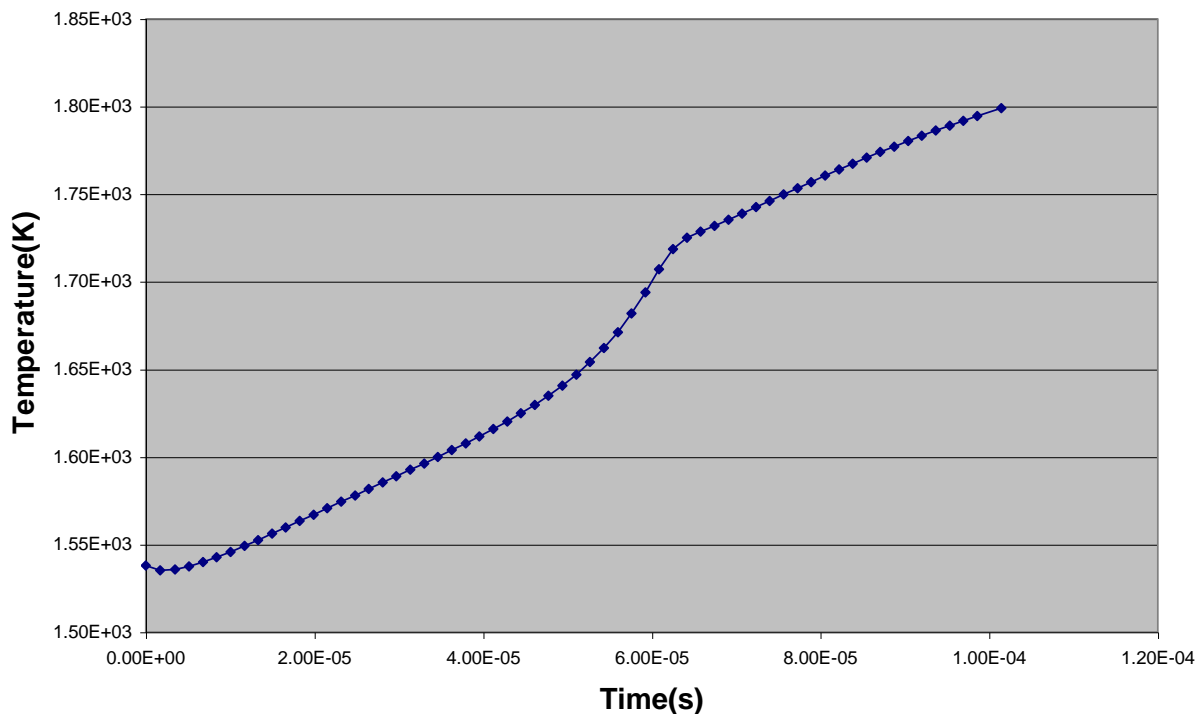


Figure 4. The temperature results from the **reduced** ethanol combustion model[4] (using a safe value of 0.001). This reduced model contains **some 235 reactions** and **requires only 8 seconds** to run on a 866 Mhz Pentium III. The final temperature only differs less than 3% from the original, larger and slower combustion model.

Intrinsic Low Dimensional Manifold Analysis

For a future version...

Atropos Switches

Atropos provides various switches/options to control the program's behavior, input files, outputs files and even screen messages. The switches are always provided on the command line for Atropos right after the program name:

> Atropos (switches, if any)

The following command line options are:

```
-PREF Set directory/prefix sensitivity analysis filenames.  
      ( Default is 'Sensit' )  
-QUIET Don't display output or warnings.  
-MOD:filename (Model Description Input File)  
-NEWMOD:filename (New, Reduced MODEL Output File)  
-safe:(number) Use number for determination of transitional  
                reactions being removed (Default is 0.5)  
-PCUT:(number) Principle Components that are under this number  
                are NOT displayed. Default values is: 1.0000000E-002  
-i Enter interactive mode for graphical interface.  
-o:(number) Output files based on numerical value:  
            1=Eigenvalues.txt file, 2=Eigenvectors.txt file,  
            4=Principle Components to standard output console, 8=New  
            Reduced Chemical Kinetic model into NEWMODEL.DAT file. Add  
            up values to output multiple files, ie number=1+2+4+8=15 =  
            Output All files.  
-h/? You get this list.
```

3. Advanced Analysis

This section will describe the various numerical techniques provided with Atropos to significantly enhance one's modeling capabilities.

Numerical Techniques

Mechanism Reduction and the "-safe" Switch

Sometimes "transitory" principle components show up in Atropos' chemical kinetic mechanism reduction. Depending on the starting conditions, these transitory components could be important, so to prevent Atropos from accidentally removing those possibly important chemical reactions a safety factor was implemented. By trial and error, a safety factor of 0.5 was determined to be the best. A smaller safety factor will allow more reactions to "get by" the chemical reaction reduction algorithm. A safety factor of zero will not drop a single reaction. Larger safety factors will possibly remove reactions that could change the concentration distributions of some species, but will allow a more condense, faster and much easier to understand mechanism. The "-safe" switch should be used in a heuristic manner to eventually get the best, smallest chemical mechanism. One might try the default safe value and retry Atropos with a logarithmic scale of safe values such as: 0.1, 0.01, 0.001, 0.0001 and see which ones yield a final, smaller, faster and accurate chemical mechanism.

The sample Atropos worksheet, "Atropos_ethanol_reduction.xls" demonstrates this heuristic manner with the safe switch ending with a final value of 0.001 to get a final, accurate, smaller, faster ethanol combustion model (see the Kintecus worksheet Ethanol_combustion_reduction.xls).

Overall Sensitivity Coefficients : B_r

The following equation describes the Overall Sensitivity Coefficients B_r :

$$B_r = \sum_{i=1}^{(total\#of\ NSC\ files)} \sum_j^{(total\#of\ species)} \left(\frac{\partial \ln[Species]_{i,j}}{\partial \ln k_r} \right)^2$$

One can see that B_r are actually the diagonal entries of $S^T S$ and are an excellent way to represent the total "flux" or movement of mass that any reaction r can accomplish. The

larger the reaction's B_r the more overall system movement of mass is going through it. These values can be seen in Atropos' output beginning with the line, "The diagonal entries of $\text{TRANSPOSE}(S) * S (B_r)$ are shown below. ". Keep in mind B_r **does not** represent the importance of a reaction r . That can only be determined through the analysis of the principle components of the top eigenvalues. One can examine these **very important values** after the following line in Atropos' output: "All eigenvalues with Principle Components displayed and". The reactions containing the **largest principle components** for the **largest eigenvalues** are the **most influential reactions** through out the chemical kinetic run. The reactions containing the **largest principle components** for the **smallest eigenvalues** are the **least influential reactions** through out the chemical kinetic run. For a full explanation on all those very important quantities refer to the main paper[1] or examine a recent paper[3] that explicitly uses most of these values to verify a medium sized biochemical model on the free-radical mechanism of peroxyne decomposition.

FASTSTART

This section is for those people who do not read or even scan the main documentation. If you still cannot run your model after following the below short procedure then you should read the above main documentation.

- 1) Atropos requires at least several Normalized Sensitivity Coefficient matrices to be stored somewhere on your harddisk (such as "C:\kintecus" OR "C:\program files\kintecus"). The kinetics program Kintecus will automatically generate these matrix files. Refer to the Kintecus documentation under the FASTSTART section to see how easily this is accomplished.
- 2) Go into command mode (on the Windows start button select RUN, type "command" and press the <ENTER> key) and create a file named MODEL.DAT. If you have Excel97/2000/XP you can use the *blank Atropos_workbook.xls* for a starting point.
- 3) Run Atropos with the following switch:
>Atropos -PREF:"C:\program files\kintecus\sensit" -MOD:"C:\program files\kintecus\oxidation-mechanism.dat". Its assumed your chemical kinetic model and its corresponding normalized sensitivity coefficient files (named SENSIT01.TXT, SENSIT02.TXT, SENSIT03.TXT, SENSITnn.TXT) are located in "C:\program files\kintecus". You should appropriately change the directory path when necessary.
If you are using the **EXCEL Atropos Graphical Interface** then be sure to type the -PREF:"C:\program files\kintecus\sensit" option under the Atropos Switches cell **and** copy your chemical kinetic model into the Excel worksheet named "model". Click the RUN button.
- 4) A new reduced chemical kinetic model will be generated named NEWMODEL.DAT. You can now use this new model in future runs.
If you are using the **EXCEL Atropos Graphical Interface** then the new reduced chemical kinetic model should have automatically been loaded into an Excel Worksheet named "newmodel".
- 5) **OPTIONAL:** You might wish to examine the output from Atropos as it contains various important Principle Components, eigenvalues, eigenvectors and overall normalized sensitivity coefficients about your system that will be extremely useful in chemical mechanism elucidation. For a full explanation on all those very important quantities refer to the main documentation.

Errors and Warnings

Most errors and warning messages should be sufficiently detailed to allow a user to figure out what is causing the main problems. This section in the documentation might be further detailed in latter versions.

Some errors list the line to screen and the source line. The source line is the actual line number in the original file that is giving Atropos trouble. If you have many warnings/errors that scroll by on the computer screen too fast you can pause the listing by pressing the Pause/Break key and resuming by pressing the Enter key, or you can output everything that normally goes to the screen to a file by using redirection such as: `"Atropos -show -PARM:C/FL/P1.TXT > View.txt"`. All screen output can be seen in the file view.txt using a text editor.

Citation

If you utilize Atropos in any paper, publication, book, conference, proposal, etc, then please cite Atropos as:

[1] Ianni, J.C., Atropos, V1.40, 2019, www.kintecus.com [2] Vajda, S.; Valko, P.; Turanyi, T, *Int. J. Chem. Kin.*, 17, **1985**, pp55-81.

References

- [1] Vajda, S.; Valko, P.; Turanyi, T, *Int. J. Chem. Kin.*, 17, **1985**, pp55-81.
- [2] Dunker, A.M., *J. Chem. Phys.*, 81(5), **1985**, pp2385-2393.
- [3] Kirsch, M.; Korth, H.; Wensing, A; Sustmann, R.; de Groot, H, *Arch. Biochem. Biophys.* , 418, **2003**, pp133-150.
- [4] Marinov, N.M., "A Detailed Chemical Kinetic Model for High Temperature Ethanol Oxidation", *Inter. J. of Chem. Kin.* Vol. 31, **1999**, Iss. 3 pg 183-220.

Registration

Atropos Version 1.40 Registration

Industrial Registration

Use this section to register Atropos if you are an **industrial/governmental/commercial entity**.

Atropos is not public domain software but is marketed under the concept of shareware. If you intend to use the you **must register it**. Registration will entitle you to a licensed version of the program as well as any upgrades available at that time. The licensed version will also not have any of the annoying (unregistered version) prompts that appear at the beginning and end of the program.

Please go to www.kintecus.com for further Atropos registration details.

